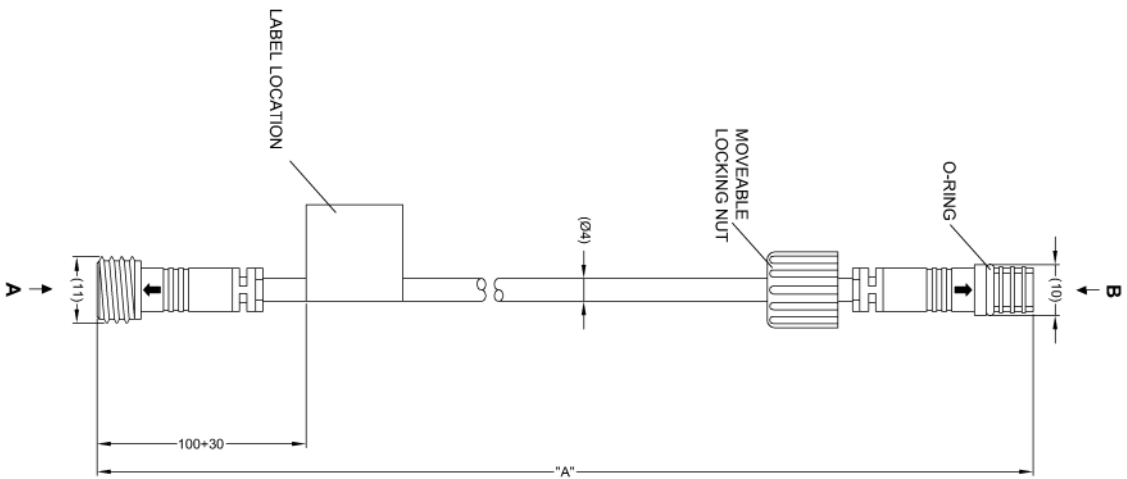


PART NO.	STOCK CODE	LENGTH (A)	TOLERANCE
UDS-10BC	#3716	10M	± 100MM
UDS-2.5BC	#3717	2.5M	± 50MM

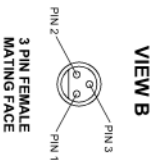


- NOTES:
1. DIMENSIONS IN MM.
 2. INTERNAL CABLES SHOULD BE ONE CONTINUOUS LENGTH BETWEEN CONNECTORS.
 3. ALL INTERNAL CABLES SHOULD BE A MINIMUM OF 24 AWG.
 4. FOR CABLE LABEL REFER TO LATEST REVISION OF DRAWING BE-001561-XX-11.

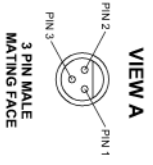
PROPRIETARY NOTICE
 THIS DESIGN AND TECHNICAL INFORMATION APPEARING ON THIS DRAWING IS THE PROPERTY OF BRIGADE ELECTRONICS, AND IS DISCLOSED IN CONFIDENCE. IT IS NOT TO BE COPIED, REPRODUCED, REVEALED TO OR APPROPRIATED BY OTHERS, EITHER IN WHOLE OR IN PART WITHOUT THE EXPRESS WRITTEN CONSENT OF BRIGADE ELECTRONICS.

Revision Notes:	Checked By:	Approved By:	Date Released:
-----------------	-------------	--------------	----------------

PIN #	WIRE COLOUR	DESCRIPTION
1	BLACK	GNL
2	RED	BIZZER POWER
3	WHITE	BIZZER SIGNAL



PIN #	WIRE COLOUR	DESCRIPTION
1	BLACK	GNL
2	RED	BIZZER POWER
3	WHITE	BIZZER SIGNAL



BRIGADE
 www.brigade-electronics.com

Assembly PI Approval LEE DG - 19/07/2011	Approved by DKERAL	Checked by M.POTTIR	Drawn by M.BUTLER
Angle of Projection Third Angle	Units mm	Scale N/A	Released 01/08/11
Status RELEASED	Stock Code #3716 & #3717	UDS-X.XBC	
		BE-001543-00-11	